Young Leadership Programme on Forest-based Bioeconomy

Focus on Mediterranean

Social Innovation in the Mediterranean and how it can help managing Mediterranean forests

Elena Pisani[1], Riccardo Da Re[1], Davide Pettenella[1], Mauro Masiero[1], Gerhard Weiss[2], Alice Ludvig[2], Catie Burlando[3] and Laura Secco[1]

[1]Dept. Territorio e Sistemi Agro-Forestali (TESAF), University of Padova (Italy)

[2]BOKU, Vienna (Austria)

[3]ETIFOR srl – spin off of the University of Padova, Italy

Horizon 2020
No. 677622

YLP EFIMED

Barcelona, 2018, the 28th of November

Outline

1. Introduction
2. Social Innovation in Med-Forests: examples
3. Evaluation methodology
4. Results
5. Discussion and conclusions

Definition

Several definitions in literature: another “fuzzy” word - risk of misleading.

SIMRA definition for SI:

*The **reconfiguring of social practices**, in response to societal challenges, which seeks to enhance **outcomes on societal well-being** and necessarily includes the **engagement of civil society actors***

(Polman et al. 2016)

- **Reconfiguring**: SI as a process
- **Outcomes**: effects of SI on the society (well-being)
- **Actors**: civil society makes the difference

2. SI in MED-Forests (1.7)

TABLE OF CONTENTS

Introduction .....

Governance of mountain areas

LAMO - New ideas for marginalised mountain areas (Italy) .....
Improving the governance of Lebanese forests (Lebanon) .....
Hack My Town (Italy) .....

Management of mountain ecosystems

Team Karwendel (Austria) .....
EconoMountain (Portugal) .....
TERRAVIVA: economic and environmental restoration of terraced landscapes (Italy

Mountain services

Mountain therapy for people with disabilities (Italy) .....
Aktivno V Šolo: sustainable mobility for children going to school (Slovenia) ...

Local development

Artel 13: volunteers to the rescue of villages in Rhodope mountains (Bulgaria) .
A co-operative driving tourism development in Përmet (Albania) .....
S4RE: Skills for rural employment (Kosovo) .....
Del Monte de Tabuyo (Spain) .....

2. SI in MED-Forests: Bentael Natural Reserve (Lebanon) (2.7)

IMPROVING THE GOVERNANCE OF LEBANESE FORESTS (LEBANON)

Photos credit: Lama Tawk

HOW DOES THIS INITIATIVE HELP INVOLVE STAKEHOLDERS IN THE GOVERNANCE OF LEBANESE FORESTS?

A Stakeholder's Governance Committee has been implemented in the Bentael Nature Reserve (BNR) located in Mount Lebanon, one of the oldest nature reserves in Lebanon. Local authorities, with the support of external experts and external funding, implemented a participatory approach to engage stakeholders in the management of the forest and its resources, as well as in the decision-making process. The Committee, a comprehensive governance structure, was proposed to the communities local to the BNR, highlighting the importance of involving all direct and indirect beneficiaries with a shared interest (i.e. forest users, foresters, local inhabitants, researchers, environmental organisations, etc.) in the decision-making processes. This will be essential for strengthening social cohesion and community development.

Participatory Governance Model: **two main stakeholder group (women** and **young people)** for whom ***technical, managerial and capacity-building support*** were essential to their empowerment.

Co-design, co-planning and co-implementation of activities aiming to raise awareness of forest protection measures, the challenges of forest sustainability and support activities and the coordination of the BNR governance committee.

2. SI in MED-Forests: EconoMountain (Portugal) (3.7)

ECONOMOUNTAIN (PORTUGAL)

Photo credit: European Forum on Nature Conservation and Pastoralism

WHAT WAS THE MOTIVATION FOR THE ECONOMOUNTAIN INITIATIVE?

Vila Pouca de Aguiar is a county located north of the Douro Valley, in the north of Portugal. In this region, like in many other mountainous areas, land abandonment has led to an increased risk of forest fires. Generally, land abandonment results in landscapes that are more homogeneous, and an accumulation of dry matter in forests and rangelands. This increases the risk of fire, especially under the Mediterranean climate with a prolonged dry and hot summer season which is naturally favourable to wildfires. Forest fires are problematic from the point of view of security, loss of value of forest products and loss of ecosystem services. The EconoMountain initiative aims to create new economic activities and use resources in ways to reduce forest fuel and control forest fires.

The social innovation lies in the management of a **new technique of targeted grazing using goats for clearing mountain pastures, which acts as fuel control in case of a fire**. The initiative includes **forest owners, managers of communal land, shepherds, local authorities and a private biodiversity fund**.

IMPACTs:

(i) Increased jobs for local shepherds
(ii) Enhanced community awareness on benefits of resource and landscape management
(iii) Achieved social recognition of the value of ecosystem services

2. SI in MED-Forests: Santa Olga reconstruction after the big forest fires of January 2017 (Chile) (4.7)

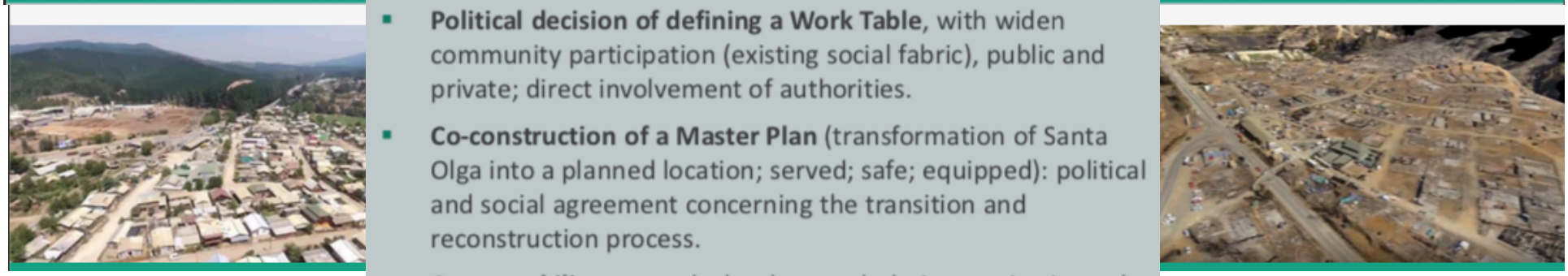

- **Political decision of defining a Work Table**, with widen community participation (existing social fabric), public and private; direct involvement of authorities.
- **Co-construction of a Master Plan** (transformation of Santa Olga into a planned location; served; safe; equipped): political and social agreement concerning the transition and reconstruction process.
- **Accountability**: towards the damaged, their organizations, the communication media and the political actors.

Source: Pancani, 2018

2. SI in MED-Forests: Forest baths in the Uccellina Forest in Maremma (Italy) (5.7)

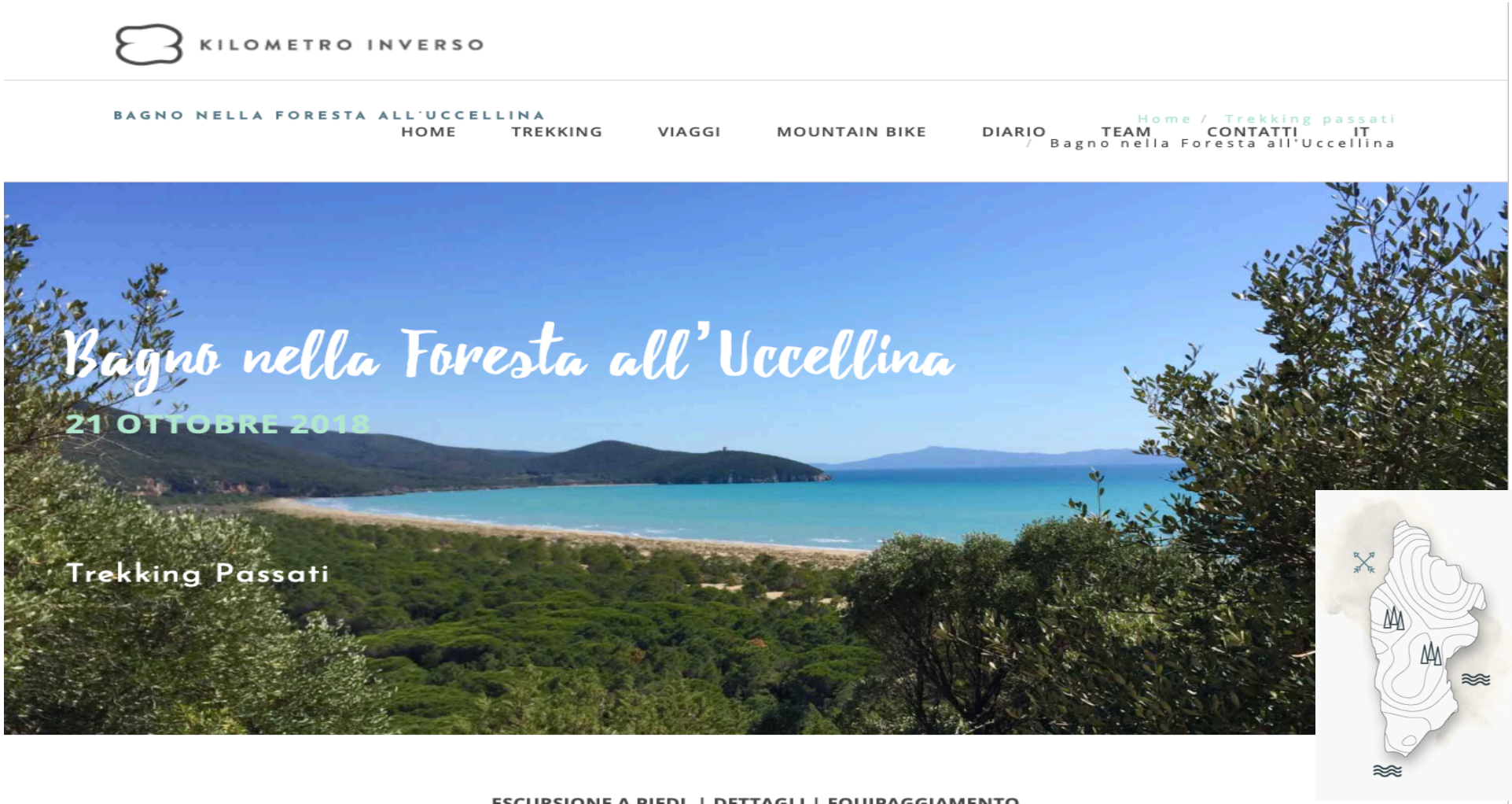

Horizon 2020
No. 677622

YLP EFIMED
Barcelona, 2018, the 28th of November

2. SI in MED-Forests: Kindergarden activities (6.7)

http://www.asilonelbosco.com/wp/la-mappa-delle-esperienze-in-natura/

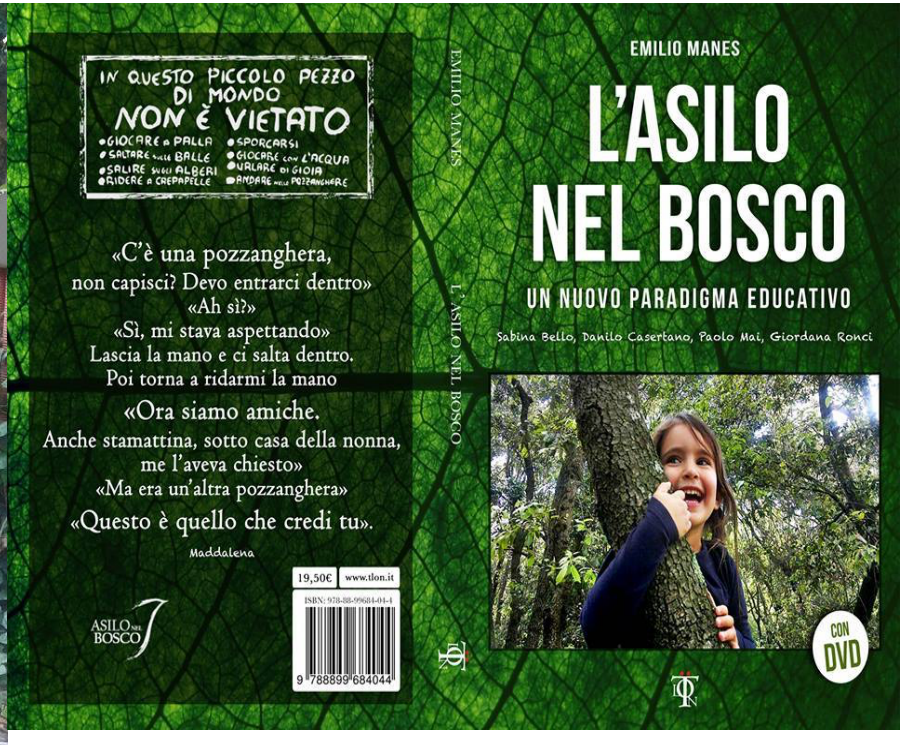

Horizon 2020
No. 677622

YLP EFIMED
Barcelona, 2018, the 28th of November

2. SI in MED-Forests: Kindergarden activities (7.7)

ASILO NEL BOSCO

http://www.asilonelbosco.com/wp/la-mappa-delle-esperienze-in-natura/

Horizon 2020
No. 677622

3. Methodology (1.2)

- **Literature review** (163 frameworks/approaches/methods, 214 assessment or evaluation tools)
- **SI Think Tank (SITT) members consulted** (34 stakeholders at EU level; 2 online consultations, 1 world café)

- *Ad hoc* developed:
  - an evaluation framework
  - a pilot evaluation approach and method
  - a pilot set of data collection tools => tested in 2 pilot cases

- **A refined set of data collection tools =>** 1 Focus Group (T2), 4 (Questionnaires: T3-T4-T5-T6), 2 Semi-structured interview (T7-T8) (guidelines T1+ OPINIO)
- **Currently under application in 10 Case Studies**

3. Methodology (2.2)

4. Results:
Key features of our set of methods (1.13)

- SI in MRAs should be evaluated **at local level**
- The evaluation can be done **ongoing, final or ex-post**
- The starting point and a core element of the evaluation is the **agency** *(innovators + followers + transformers)*
- Any **SI INITIATIVE** includes 3 parts:
  - **1) the SI process**
  - **2) the SI project**
  - **3) the SI outcomes/impacts and learning processes**
- **Qualitative-quantitative approaches and tools are mixed**
  → a combination of **focus group, structured and semi-structured interviews** to different actors, consultation of datasets
  → final evaluation report: narrative text + indices/figures/numbers

4. Results: Evaluation Framework (2.13)

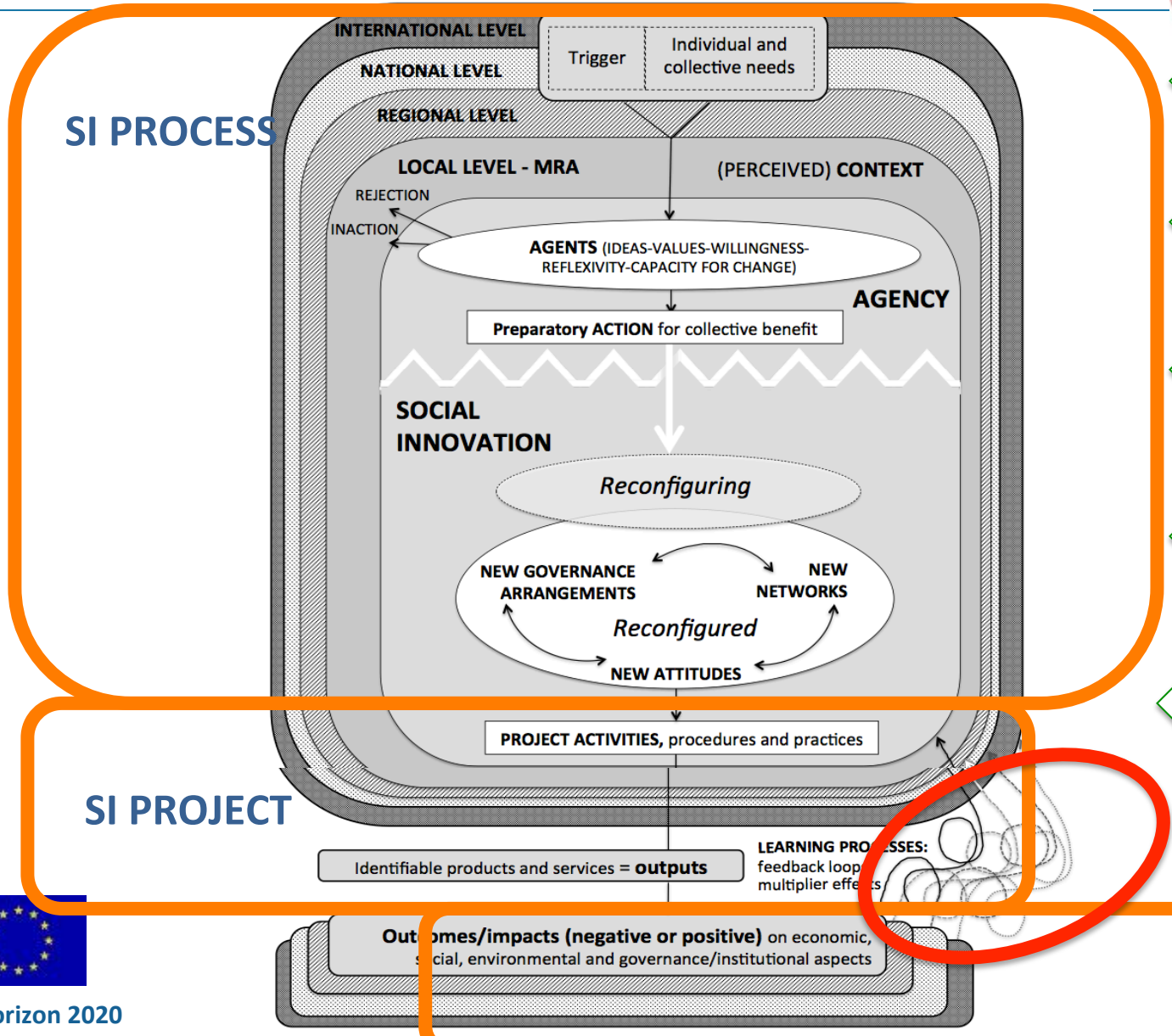

Determinants of SI

Supporting or hindering factors for SI

The key actors and actions

Reconfiguring social practices

Implementing a SI project

Learning from a SI project

Horizon 2020
No. 677622

4. Results: two "flows" (3.13)

(Source: Secco et al. 2017: 108, D4.2)

- **Development of SMART/RACER indicators** able to complement those currently used, e.g.,

  CMES impact indicator
  - *I.14 Rural employment rate* (secondary data, LAU level)

  SIMRA impact indicator
  - *Level of satisfaction of the SI employees within the SI network (quality of work)*
  - *Density network variation*

- **Cross-checked with qualitative-based** information
- To understand **SI possible transferability**

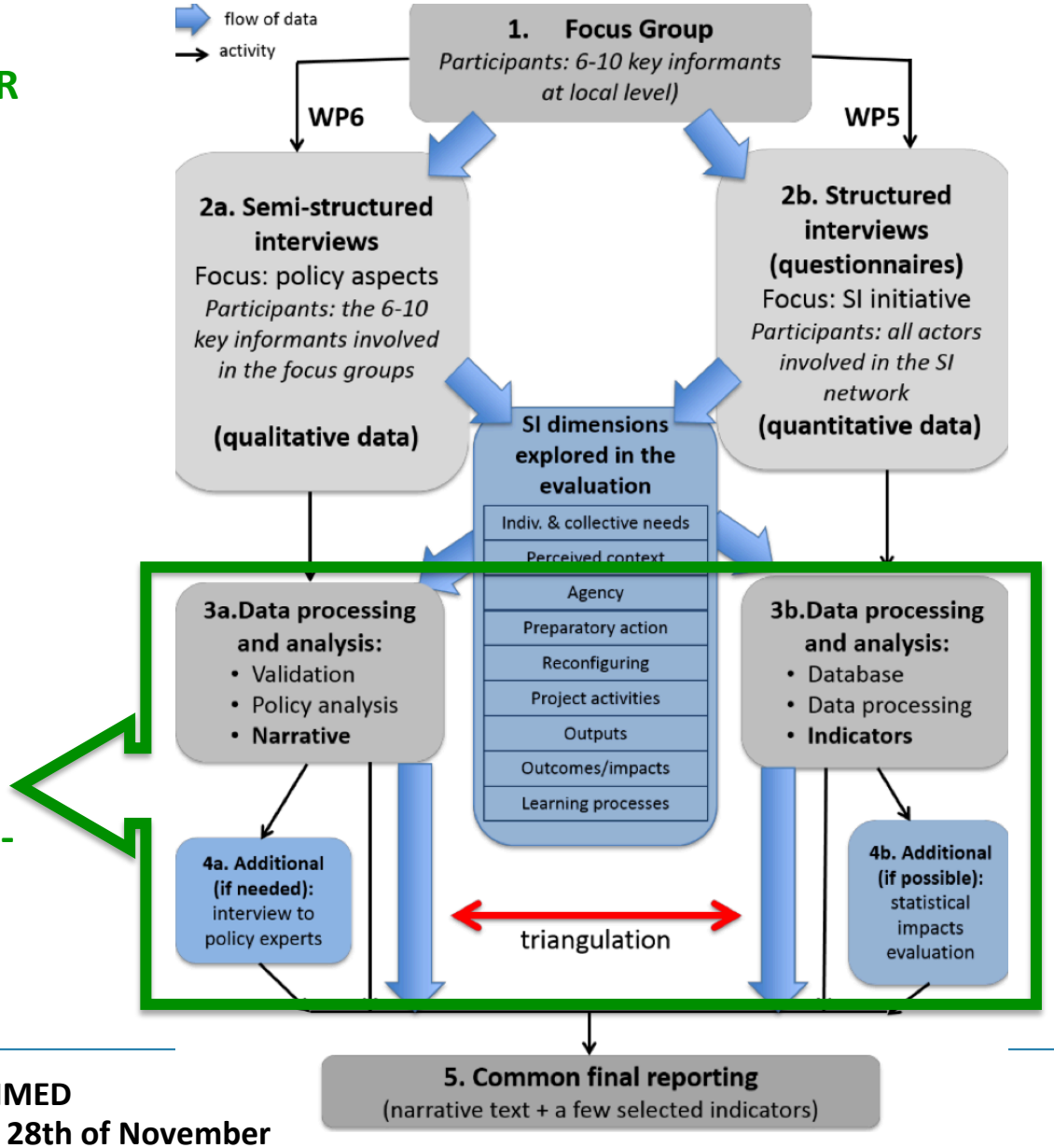

4. Results: building indicators (4.13)

Dimension	Sub-dimension	Component	Questions	5th level	data collection tool							Diverging path variable	INDICATORS REEIS					INDICATORS D.P.					Other
					T1	T2	T3	T4	T5	T6	T7		R	E	E	I	S	L	SO	N	KT	SE	O
A. Individual and collective needs	A.a. Trigger	A.a.1. Type of trigger	A.a.1.1. Trigger description			X						Motivation											
			A.a.1.2. Trigger date			X						Motivation											
			A.a.1.3. Trigger clues			X						Motivation											
			A.a.1.4. Affected level	A.a.1.4.1.Affected level_mys			X					Motivation											x
				A.a.1.4.2.Affected level_farm			X																x
				A.a.1.4.3.Affected level_frier			X																x
				A.a.1.4.4.Affected level_colle			X																x
				A.a.1.4.5.Affected level_com			X																x
				A.a.1.4.6.Affected level_othe			X																x
				A.a.1.4.7.Other specify			X																
			A.a.1.6. Dissatisfaction				X	X				Motivation											x
			A.a.1.7. Satisfaction motivation				X					Motivation											
			A.a.1.8. Trigger who			X						Motivation											x
	A.b. Social needs	A.b.1. Individual needs	A.b.1.1. Individual need 1				X					Need to adapt: survival after natural disturbance											x
			A.b.1.2. Individual need 2				X					Need to adapt: survival after natural disturbance											x
			A.b.1.3. Individual need 3				X																x
		A.b.2. Collective needs	A.b.2.1. Collective need 1				X					Need to adapt: survival	x										x
			A.b.2.2. Collective need 2				X					Need to adapt: survival	x										x
			A.b.2.3. Collective need 3				X						x										x
	A.c. Societal challenges	A.c.1. Type of societal challenges	A.c.1.2. Societal challenge _Aging				X		X			Demographic change	x			x							
			A.c.1.1. Societal challenge _Health				X		X			Health	x			x							
			A.c.1.3. Societal challenge _Income				X		X			Competitiveness	x			x							
			A.c.1.4. Societal challenge_Agricolture				X		X			Environmental quality	x			x							
			A.c.1.5. Societal challenge_Water				X		X			Food security	x			x							
			A.c.1.6. Societal challenge_Energy				X		X			Culture/identity	x			x							
			A.c.1.7. Societal challenge_Transport				X		X				x			x							
			A.c.1.8. Societal challenge_Environment				X		X				x			x							
			A.c.1.9. Societal challenge_Inclusive soc				X		X				x			x							
			A.c.1.10. Societal challenge_ Innovative soc				X		X				x			x							
			A.c.1.11. Societal challenge_Secure soc				X		X				x			x							
			A.c.1.12. Societal challenge_Other				X		X														
			A.c.1.13. Other specify				X		X														
	A.d. Governance shifts	A.d.1. Type of governance shifts	A.d.1.1. Critical governance _1				X		X			Transparency											x
												Participation											x
												Self organizing activities											x
												Social inclusion											x
			A.d.1.2. Critical governance _2				X		X														x
			A.d.1.3. Critical governance _3				X		X														x
			A.d.1.4. Critical governance _4				X		X														x
			A.d.1.5. Critical governance _5				X		X														x
			A.d.1.6. Critical governance _6				X		X														x
			A.d.1.7. Critical governance_other				X		X														x
			A.d.1.8. Critical governance _7				X		X							x							
			A.d.1.9. Critical governance _8				X		X							x							
			A.d.1.10. Critical governance _9				X		X							x							
			A.d.1.11. Critical governance _10				X		X							x							
			A.d.1.12. Critical governance _11				X		X							x							
			A.d.1.13. Critical governance _12				X		X							x							

4. Results: building indicators to evaluate SI in MRAs (5.13)

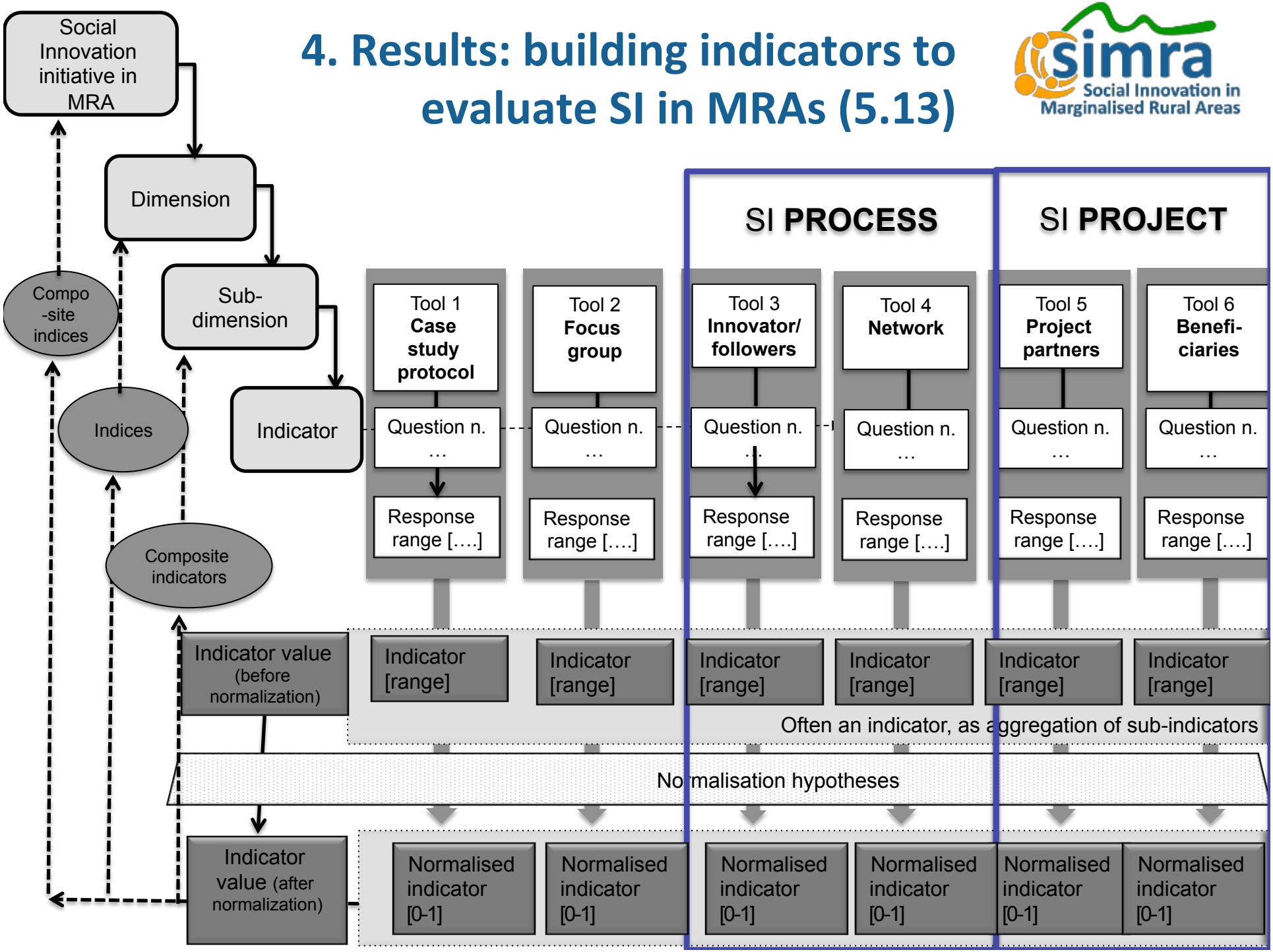

4. Results: Indicator fiche (6.13)

Example table

Tools	1	2	3	4	5	6
Questions' codes			A.b.2.1.	E.b.1.5.		
Type of answers			Open (max 3) list of elements	Open (max 3) list of elements		
Variables' codes in Excel			*A.b.2.1-3*	*E.b.1.5 (.1, .2)*		
Variables' range in Excel			*Text*	*Text*		
Data computation			**Step 1 - Categorization of qualitative answers** **Step 2 – 100*(No. shared needs)/(Total needs identified by the network)**			
Indicator range			**[0-100]**			

4. Results: indicators for REEIS (7.13)

Indicators –REEIS

Relevance, Efficiency, Effectiveness, Impact, Sustainability, for process and project.

Summary table

	SI Process	SI Project	SI initiative
Relevance Are the **objectives** satisfying the **needs**?	R1 R2 R3	R4 R5 R6	R7 R8
Efficiency Have the **outputs** been achieved with few **inputs** in terms of resources and time?	E1 E2 E3	E4 E5 E6 E7	E8 E9
Effectiveness Are the achieved **outputs** satisfying the initial **objectives**?	F1 F2 F3 F4	F5 F6 F7 F8 F9 F10	F11 F12 F13

4. Results: indicators for REEIS (8.13)

Impact 1. Are the **outcomes** in the same direction of the **policies**? 2. Which are the **environmental, social, economic and institutional impacts**?		I3 (.1,.2,.3) I4 I5 I6 I7	I8 (.1,.2,.3) I9 (.1,.2,.3,.4) I10 (.1,.2,.3,.4) I11 I12 (.1,.2,.3,.4) I13 I14 I15
Sustainability 1. Is it **self-sufficient**? 2. To what extent is it continuing and spreading on time? Will it be **long-lasting**?	S1 S2	S3 S4 (.1,.2) S5 S6	

4. Results: Relevance indicators (e.g.) (9.13)

R. RELEVANCE

Are the **objectives** satisfying the **needs**?

Evaluation questions and Judjement criteria

1. RELEVANCE of the SI PROCESS

Evaluation question: Is the SI process relevant to the SI network's needs or to the European societal challenges?

Indicator R1: Consistency with European societal challenges

***Judgement criterion**: the capacity of the SI idea to address one or more of the European societal challenges attests its consistency with European aims.*

Indicator R2: Shared needs within the SI network

***Judgement criterion**: The higher the number of needs shared by both innovators-followers and transformers-mainstreamers on the total number of idenfified needs, the better the relevance of the SI process.*

Indicator R3: Shared vision regarding collective needs.

***Judgement criterion**: the higher the number of SI network's actors who identify the same needs identified by innovators, the better the relevance of the SI process.*

4. Results: relevance of the process (e.g.) (10.13)

Indicator R2. "Shared needs within the SI network"

Description: The indicator measures the consistency of the needs as identified by innovators and followers with those identified by transformers and mainstreamers. Both the individual and collective needs of innovators and followers are considered.

Judgement criterion: The higher the number of needs shared by both innovators-followers and transformers-mainstreamers on the total number of identified needs, the better the relevance of the SI process.

Tools	**1**	**2**	**3**	**4**	**5**	**6**
Questions' codes			A.b.2.1.	E.b.1.5.		
Type of answers			Open (max 3) list of elements	Open (max 3) list of elements		
Variables' codes in Excel			*A.b.2.1-3*	*E.b.1.5 (.1, .2)*		
Variables' range in Excel			*Text*	*Text*		
Data computation			**Step 1 - Categorization of qualitative answers** **Step 2 – 100*(No. shared needs)/(Total needs identified by the network)**			
Indicator range			**[0-100]**			

Notes: "categorization of qualitative answers" means that qualitative answers with same meaning but different wording are considered the same.

4. Results:
REEIS (preliminary computation) (11.13)

Relevance	Process			Project			Initiative												
	[0-100]	[0-100]	[0-100]	[0-100]	[1-10]	[0-3]	[1-10]	[0-100]											
	R1	**R2**	**R3**	**R4**	**R5**	**R6**	**R7**	**R8**											
	31,82	NA	NA	27,27	8,89	1,56	5,56	NA											
Efficiency	Process			Project				Initiative											
	[0-inf]	[0.1-10]	[0.1-10]	[0-inf]	[0-inf]	[1-4]	[1-4]	[0-inf]	[0-inf]	[0.1-10]									
	E1	**E2**	**E3**	**E4**	**E5**	**E6**	**E7**	**E8**	**E9**	**E10**									
	3,74	1,88	1,48	NA	3,01	2,50	3,25	NA	9,29	1,93									
Effectiveness	Process				Project						Initiative								
	[0-100]	[1-10]	[-1; +1]	[0-6]	[1-10]	[0-100]	[0-100]	[0-100]	[1-3]	[0-100]	[1-10]	[1-10]							
	F1	**F2**	**F3**	**F4**	**F5**	**F6**	**F7**	**F8**	**F9**	**F10**	**F11**	**F12**	**F13**						
	NA	6,27	NA	2	9,11	NA	NA	75	2	25	7,07	8,58							
Impact	Project					Initiative													
	[1-10]	[0-100]	[0-100]	[0-inf]	[0-100]	[0-100]	[0-100]	[0-100]	[0-inf]	[-2;+2]	[0-inf]	[0-100]	[0-100]						
	I3	**I4**	**I5**	**I6**	**I7**	**I8**	**I9**	**I10**	**I11**	**I12**	**I13**	**I14**	**I15**						
	2,15	69,44	0,00	3,89	66,67	0,00	NA	85,71	2,11	0,89	MAX	70,83	71,43						
								75,00	**I10.1**	1,05	**I12.1**								
								85,71	**I10.2**	1,27	**I12.2**								
								100,00	**I10.3**	1,03	**I12.3**								
								85,71	**I10.4**	0,22	**I12.4**								
Sustainability	Process	Project				Initiative													
	[0-100]	[0-inf]	[0-100]	[0-100]	[1-6]														
	S1	**S2**	**S3**	**S4**	**S5**	**S6**													
	100,00	2,00	33,33	60	3,16667														
			38,89	**S3.1**															
			25,00	**S3.2**															

4. Results:
SI dimensions (preliminary computation) (12.13)

A. Individual and collective needs	Trigger		Social needs												
	[1-10]	[0-100]	[0-6]												
	Aa1	**Aa2**	**Ab1**												
	5,64	33,33	3,50												
B. Perceived context	(P)OT														
	[0-12]	[1-10]	[0-100]												
	Bb1	**Bb2**	**Bb3**												
	2,38	3,36	42,86												
C. Agency - Agents	Idea		Ladership		Vision	Resilience	Capacities								
	[0-100]	[1-10]	[0-100]	[0-100]	[0-100]	[1-10]	[0.1-inf]	[0-100]	[1-10]	[0-100]					
	Ca1	**Ca2**	**Cb1**	**Cb2**	**Cc1**	**Cd1**	**Ce1**	**Cd2**	**Ce3**	**Ce4**					
	100,00	9,00	0,00	1,53	57,14	7,75		35,71	5,21	28,57					
D. Agency – Preparatory actions	Exogeneous		Info	Engagement of actors											
	[0-100]	[1-10]	[0-100]	[0-100]	[1-4]	[0-100]									
	Da1	**Da2**	**Db1**	**Dd1**	**Dd2**	**Dd3**									
	0,00	3,98	71,43	83,33	2,25	84,85									
E. Reconfiguring and reconfigured social practices	New networks													New attitudes	
	[1,2,3,4]	[0-1]	[1-10]	[0-100]	[0-100]	[0-100]	[0-100]	[0-1]	[0-1]	[0-100]	[1-inf]	[1-10]	[1-10]	[0-100]	[1-10]
	Ea1	**Ea2**	**Ea3**	**Ea4**	**Ea5**	**Ea6**	**Ea7**	**Ea8**	**Ea9**	**Ea10**	**Ea11**	**Ea12**	**Ea13**	**Eb1**	**Eb2**
	NA	0,61	5,14		21,43	35,71	21,43	0,00	0,93	64,34		7,92	2,21	100,00	5,21
F. Project activities	Planning	Human reso	Financial res	Infrastructu	External inte	Administrati	Monitoring	Support							
	[0-100]	[0-100]	[0-100]	[0-100]	[0-100]	[0-100]	[0-100]	[1-10]	[1-10]						
	Fa1	**Fb1**	**Fc1**	**Fd1**	**Fe1**	**Ff1**	**Fg1**	**Fh1**	**Fh2**						
	45,83	23,25	13,89	38,89	29,17	25,00	44,44	8,71	NA						
G. Outputs	Beneficiaries														
	[0-inf]	[0-100]	[0-100]												
	Gb1	**Gb2**	**Gb3**												
	0,56	55,56	0,00												
H. Outcomes and Impacts	Outcomes						Impacts					Impacts of the SI initiative			
	[0-100]	[0-100]	[0-100]	[0-100]	[0-100]	[0-100]	[1-10]	[1-10]	[1-10]	[-2;+2]	[-2;+2]	[0-100]	[0-100]	[0-100]	[0-inf]
	Hb1	**Hb2**	**Hb3**	**Hb4**	**Hb5**	**Hb6**	**Hc1**	**Hc2**	**Hc3**	**Hc4**	**Hc5**	**Hd1**	**Hd2**	**Hd3**	**Hd4**
	29,55	32,14	44,44	41,67	33,33	14,29	2,20	1,00	2,50	0,70	1,03	0,00	0,00	0,00	5,40

4. Results:
Descriptive indicators (preliminary) (13.13)

A. Key elements of SIMRA's Social Innovation definition	Reconfiguring of social practices	[1-10] SIR1 6,64	[1-10] SIR2 5,85	[0-3] SIR3 0,70	[1-10] SIR4 8,78	[0,1,2,3] SIR5 NA		
	Response to societal challenges	[0-100] SIS1 29,55	[0-100] SIS2 18,18	[0-100] SIS3 43,94				
	Outcomes on social well-being	[-2;+2] SIO1 1,06	[0-100] SIO3 18,30					
	Engagement on civil society	[0-1] SIE1 0,65	[0.1-10] SIE2 0,66	[0.1-10] SIE3 1,65	[0-100] SIE4 66,67	[0-100] SIE5 41,67	[0-100] SIE6 34,38	[0-100] SIE7 17,46
B. Innovation and learning process	Overall innovation	[1-10] SII1 8,78	[0-100] SII2 58,33					
	Feedbacks loops	[0-100] SIF1 38,33	[0-100] SIF2 16,67					
	Multiplier effects	[0-100] SIM1 20,83	[0-100] SIM2 62,50	[0-100] SIM3 66,67				
	Critical innovation effects	[0-100] SIC1 33,33	[0-100] SIC2 94,44	[0-100] SIC3 100,00				

5. Discussion and conclusions: potential

- The **scope of application** (SI in MRAs)
- A **science-stakeholders co-constructed** process of development, testing and validation
- The **full integration of both qualitative and quantitative** approaches and tools
- The **inclusion of contemporary, emerging issues** in the evaluation of RD initiatives (e.g., **social capital, networks, governance**)
- The **complementarity with the Common Monitoring and Evaluation System (CMES)**
- The possibility to use it **in M&E of innovation in RD** (e.g., European Innovation Partnership, EIP-Agri)
- The possibility to use it in **self-evaluation processes** (e.g., LEADER-Community Led Local Development implemented by LAGs)

5. Discussion and conclusions: limitations

- **Hard to be applied *in toto*** for evaluation of examples of SI supported through RDP (it requires primary data collection at local level which might require time, resources and specialised skills, e.g. SNA, semi-structured interviews, …)

- **Impacts evaluation with robust statistical techniques not included**: need to be designed case-by-case, only with certain specificities (it is not possible to identify a counterfactual group in advance)

- Need to be adapted for **social innovation occurring ad higher levels than the local one** (e.g. National Forum of Social Farming in Italy)

Acknowledgments

- Maria Nijnik, David Miller and Carla Barlagne **(The James Hutton Institute, UK)**
- Achilleas Vassilopoulus, Ebun Akinsete and Phoebe Koundouri **(ICRE8, Greece)**
- Antonio Lopolito and Maurizio Prosperi **(University of Foggia, Italy)**
- Diana Tuomasiukka and Micheal Den Herde **(EFI, Finland)**
- Nico Polman and Katerine Soma **(DLO, NL)**
- Ivana Zivojinovic **(BOKU, Austria)**
- Simo Sarkki **(OULU, Finland)**
- Elisa Ravazzoli, Cristina Dalla Torre and Thomas Streifeneder **(EURAC, Italy)**
- Bill Slee **(Rural Development Company, UK)**
- Irina Prokofieva **(CTFC, Spain)**

- Elena Górriz, Valentino Govigli and Inazio Martínez de Arano **(EFIMED, Spain)**
- Tatiana Kuvlankova-Oravska, Martin Špaček, Stanislava Brnkalakova and Veronika Gezik **(IFE SAS, Slovacchia)**
- Robert Lukesh **(ÖAR , Austria)**
- Manfred Perlik **(UNIBE, Switzerland)**
- Todora Rogelija **(University of Padova)**

Follow Our Progress

- Website: www.simra-h2020.eu
- Facebook: www.facebook.com/SIMRAeu/
- Twitter: https://twitter.com/simra_eu/status/753903906443370496
  @SIMRA_eu, associated with the hashtag #SIMRA_eu
- Scoop it!: www.scoop.it/u/simra-1
- Research Gate: www.researchgate.net/project/SIMRA-Social-Innovation-in-Marginalised-Rural-Areas
- Linkedin: https://www.linkedin.com/groups/8546624/8546624-6159676893563015168

Thanks for your attention!

UNIPD and BOKU Teams
on behalf of the **SIMRA Research Team**
Contacts UNIPD: laura.secco@unipd.it
Contacts BOKU: gerhard.weiss@boku.ac.at

This project has received funding from the European Union's Horizon 2020 research and innovation programme under grant agreement No 677622

YLP EFIMED
Barcelona, 2018, the 28th of November